





PERMANENT WALL ATTACHED SCREEN ENCLOSURE



Quality DIY kits shipped accross Canada. Your online source of screen enclosures, porch kits, patio covers, carports & more since 1997.

-  Pre-Engineered Screen Enclosures meet building codes
-  Completely customizable. Almost any style & size possible.
-  Add vinyl lip frame windows or 4 track sliders to enclose the room.
-  Designed for DIYers.

Pre-Engineered Screen custom-sized for almost any condition.

Our hard top screen rooms are the ultimate in outdoor living for your home, cottage or RV. They stay up all year round and can be designed for any size deck or patio. High quality and durable, the engineered polystyrene core roof panels come in three thicknesses and the extruded framing for the walls comes in two different models and three frame colors.

With so many style and material options, we can offer you a truly unique screen enclosure designed exactly for your space all in a DIY friendly kit that can save you thousands over a contractor.

Buy Standard Sizes Online

We have a number of standards insulated hard top deck enclosures available to purchase online. Shipped within weeks!

Custom Sizes & Quotes

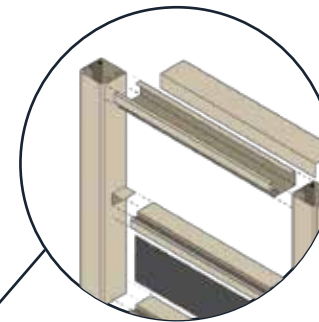
Get a quote for a custom sized enclosure using our online builder or give us a call us at 1.800.922.4760.

[VISIT SITE](#)




COVERS

A selection of strong and versatile covers ready to assemble.



FRAMES

2x2 or 2x3 frames that can support over 80psf loads.



SCREENING

Fifteen different screening options available.



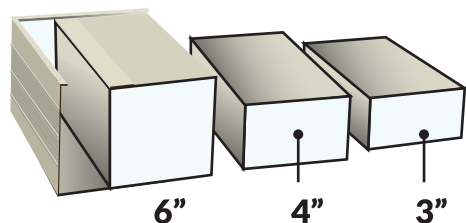
OPTIONS

Windows, doors, kickplates and other options available.

INSULATED COVERS



Insulated covers offer a fast and easy installation with snap-lock panels made with a high density 1.5 lb expanded polystyrene core.



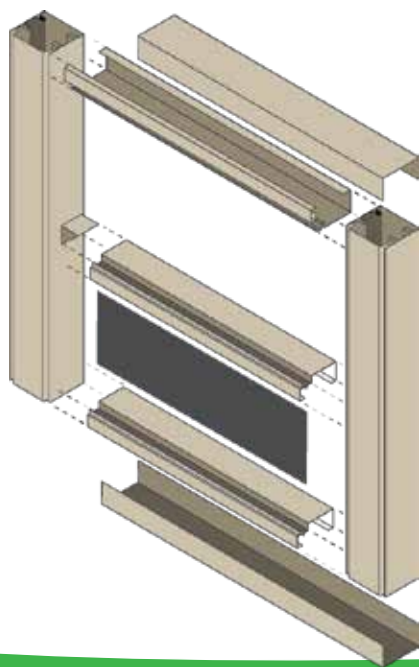
The panels come standard with a 15 year warranty, and are a customer favorite given their durability and thermal performance.

FLAT PAN ALUMINUM COVERS



Flat pan roof systems offer a more economical option for a permanent three season screen enclosure. They are ideal for areas where insulation from the direct sun isn't really needed. Can be installed at home, at the cottage or at the trailer and capable of snow loads up to 40psf

FRAME OPTIONS



The 2" x 2" frame system is by far the most commonly used screen enclosure kit due to its quality and value mix.

The vertical 2x2 posts of the screen wall system supports the roof structure and is capable of loads up to 40psf with openings less than 40".

The stronger 2" x 3" posts allows you to increase the size of the openings while still maintaining up to a 40psf snow load rating.

They are similar in style and function to the 2x2 system, but can support more roof load due to the larger construction. The 2x3 system has engineering available, making it the preferred choice when a building permit is needed.

OPTIONS



Aluminum kickplates offer protection on the lower portion of the screen walls

Chair Rails are available & recommended for rooms without a kickplate.

Fan Beam Panels available as a hidden conduit to hide wiring & add structural integrity.

STYLES



Aluminum extrusions and panels come in several colors that can be selected individually to create your own unique space. Choose between white, clay, wheat or dark bronze for any or all of the components. Your room can be one single color or accent with a combination of light and dark colors. The choice is yours!

SCREEN OPTIONS



We have **fifteen different screen options** ranging from standard fiberglass woven from permanent glass yarn, to a range of glass shield fiberglass meshes.

Vinyl-laminated, tightly-woven aluminum mesh, pet-resistant insect screening is tear and puncture-resistant to prevent damage by dogs and cats. Solar Insect Screening offers the ultimate in insect protection while at the same time stopping up to 65% of the sun's heat and glare, and more!

OPTIONAL VINYL WINDOWS

If accidentally pushed or distorted vinyl will return to its original shape within minutes.

The tough 10-mil vinyl glazing gives the benefit of glass without the cost or the weight. It's as transparent as glass, but not nearly as heavy. Or expensive.



Standard Lip Frame

Lightweight for light-duty projects. Designed to fill openings too small for Vertical 4-Track products.



Heavy-Duty Lip Frame Lite

Pairs seamlessly with the Horizontal Side Slider. Designed to fill openings too small for Horizontal Side Slider products.

Horizontal Side Slider

Panels that slide from side to side.



Vertical 4-Track

Panels that raise and lower.



ROOF SPECS

- 3", 4" & 6" thick "engineered" panels
- 024" or 032" laminated aluminum on both sides
- Projections from 4' to 20' & Widths from 4' up!
- 1.5lbs Polystyrene Core Insulated Roof panels
- 20, 30 & 40+ lb./sq. ft. snow load ratings. See cover options below or the snow load information page for more details.

ENGINEERING

These units are designed according to the available engineering for our roof systems. The screen wall system we supply will always be more than sufficient to support the roof and the load for your area. Engineering on the screen walls is only available on the 2" x 3" system. For snow loads up to 40psf this screen system can be used, beyond that we will incorporate into the design, a set of beam and posts which will satisfy your municipal building department requirements.

INCLUDED IN YOUR DIY KIT

- Includes all hardware and screening (10+ screen type options)
- Screen walls frame in white, clay or dark bronze.
- Designed for "on site" final cuts by you! Cutsheet provided.
- Extruded Aluminum Side Fascia and Gutters
- Installation time: 2-5 days depending on room size and number of helpers

INSULATED PANEL SNOW LOADS

Projection	3" Panels	4" Panels	6" Panels
6'	80 lbs./sq. ft.	over 80 lbs./sq. ft.	over 80 lbs./sq. ft.
8'	50 lbs./sq. ft.	70 lbs./sq. ft.	over 80 lbs./sq. ft.
10'	30 lbs./sq. ft.	50 lbs./sq. ft.	70 lbs./sq. ft.
12'	20 lbs./sq. ft.	35 lbs./sq. ft.	50 lbs./sq. ft.
14'	10 lbs./sq. ft.	25 lbs./sq. ft.	35 lbs./sq. ft.
16'	n/a	15 lbs./sq. ft.	25 lbs./sq. ft.

FLAT PAN MAX PANEL SIMPLE SPAN

Live Load	Wind Speed	.023"	.030"
20	90	8'6"	10'6"
30	90	7'6"	9'2"
40	90	5'8"	6'11"

WARRANTY

The insulated panels are guaranteed not to peel, blister, flake, chip, split, rust, crack or delaminate for a period of 15 years. The aluminum extrusions are guaranteed not to peel, blister, flake, rust, chip, split or crack for 5 years. Subject to the limitations and conditions listed in the LK Aluminum warranty program

**SUPERIOR
QUALITY**

**BEST
VALUE**

**GENIUNE
SUPPORT**



Patio Concepts

1.800.922.4760

Your online source of quality DIY solutions since 1997. Thank you for 20+ years of business!

SUPERIOR QUALITY

Pro grade screened in porch kits sourced from premium manufactures throughout the USA.

BEST VALUE

The best vendors, design and delivery process get you the best value for your money.

GENUINE SUPPORT

We've provided custom screening system since the late 90's and will be for the next 20!



About Us

We are a longstanding partnership, and have been sourcing, selling and supporting DIY enclosures, patio covers, awnings and more since 1997. We have a passion for being able to do things for ourselves - with excellence!

When we choose to do business with a manufacturer, it will always be based on the quality of the product PLUS the passion of the manufacturer to have a happy do it yourself'er at the end of the project.

 **Patio Concepts**
1.800.922.4760